




AS-6P30

POLYCRYSTALLINE MODULE



ADVANCED PERFORMANCE & PROVEN ADVANTAGES

- High module conversion efficiency up to 16.90% through advanced manufacturing technology.
- Low degradation and excellent performance under high temperature and low light conditions.
- Robust aluminum frame ensures the modules to withstand wind loads up to 2400Pa and snow loads up to 5400Pa.
- Positive power tolerance of 0 ~ +3 %.
- High ammonia and salt mist resistance.
- Potential induced degradation (PID) resistance.

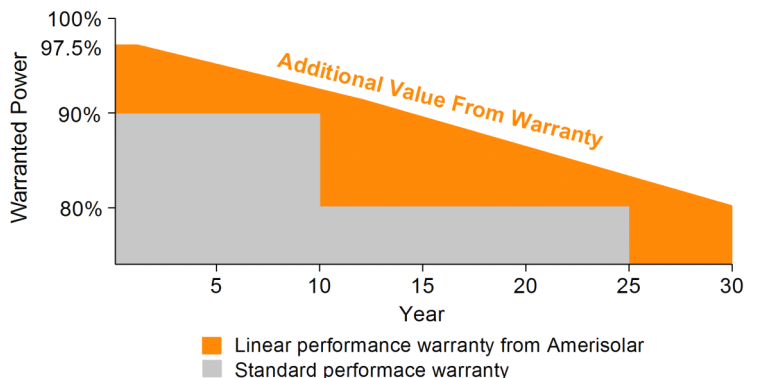
CERTIFICATIONS

- IEC61215, IEC61730, IEC62716, IEC61701, UL1703, CE, ETL(USA), JET(Japan), J-PEC(Japan), MCS(UK), CEC(Australia), FSEC(FL-USA), CSI Eligible(CA-USA), Israel Electric(Israel), Kemco(South Korea), InMetro(Brazil), TSE(Turkey)
- ISO9001:2008: Quality management system
- ISO14001:2004: Environmental management system
- OHSAS18001:2007: Occupational health and safety management system

SPECIAL WARRANTY

- 12 years limited product warranty.
- Limited linear power warranty: 12 years 91.2% of the nominal power output, 30 years 80.6% of the nominal power output.

**Passionately
committed to
delivering innovative
energy solution**



ELECTRICAL CHARACTERISTICS AT STC

| | | | | | | | | |
|---------------------------------------|----------------------------------|-------|-------|-------|-------|-------|-------|-------|
| Nominal Power (P_{max}) | 240W | 245W | 250W | 255W | 260W | 265W | 270W | 275W |
| Open Circuit Voltage (V_{oc}) | 37.7V | 37.9V | 38.0V | 38.1V | 38.2V | 38.3V | 38.4V | 38.5V |
| Short Circuit Current (I_{sc}) | 8.57A | 8.66A | 8.75A | 8.83A | 8.90A | 8.98A | 9.06A | 9.15A |
| Voltage at Nominal Power (V_{mp}) | 29.9V | 30.1V | 30.3V | 30.5V | 30.7V | 30.9V | 31.1V | 31.3V |
| Current at Nominal Power (I_{mp}) | 8.03A | 8.14A | 8.26A | 8.37A | 8.47A | 8.58A | 8.69A | 8.79A |
| Module Efficiency (%) | 14.75 | 15.06 | 15.37 | 15.67 | 15.98 | 16.29 | 16.60 | 16.90 |
| Operating Temperature | -40°C to +85°C | | | | | | | |
| Maximum System Voltage | 1000V DC | | | | | | | |
| Fire Resistance Rating | Type 1(UL1703)/Class C(IEC61730) | | | | | | | |
| Maximum Series Fuse Rating | 15A | | | | | | | |

STC: Irradiance 1000W/m², Cell temperature 25°C, AM1.5

ELECTRICAL CHARACTERISTICS AT NOCT

| | | | | | | | | |
|---------------------------------------|-------|-------|-------|-------|-------|-------|-------|-------|
| Nominal Power (P_{max}) | 177W | 180W | 184W | 188W | 191W | 195W | 199W | 202W |
| Open Circuit Voltage (V_{oc}) | 34.7V | 34.9V | 35.0V | 35.1V | 35.2V | 35.3V | 35.4V | 35.5V |
| Short Circuit Current (I_{sc}) | 6.94A | 7.01A | 7.09A | 7.15A | 7.21A | 7.27A | 7.34A | 7.41A |
| Voltage at Nominal Power (V_{mp}) | 27.2V | 27.4V | 27.6V | 27.8V | 27.9V | 28.1V | 28.3V | 28.5V |
| Current at Nominal Power (I_{mp}) | 6.51A | 6.57A | 6.67A | 6.77A | 6.85A | 6.94A | 7.04A | 7.09A |

NOCT: Irradiance 800W/m², Ambient temperature 20°C, Wind Speed 1 m/s

MECHANICAL CHARACTERISTICS

| | |
|-------------------|---|
| Cell type | Polycrystalline 156x156mm (6x6inches) |
| Number of cells | 60 (6x10) |
| Module dimensions | 1640x992x40mm (64.57x39.06x1.57inches) |
| Weight | 18.5kg (40.8lbs) |
| Front cover | 3.2mm (0.13inches) low-iron tempered glass |
| Frame | Anodized aluminum alloy |
| Junction box | IP67, 3 diodes |
| Cable | 4mm ² (0.006inches ²), 900mm (35.43inches) |
| Connector | MC4 or MC4 compatible |

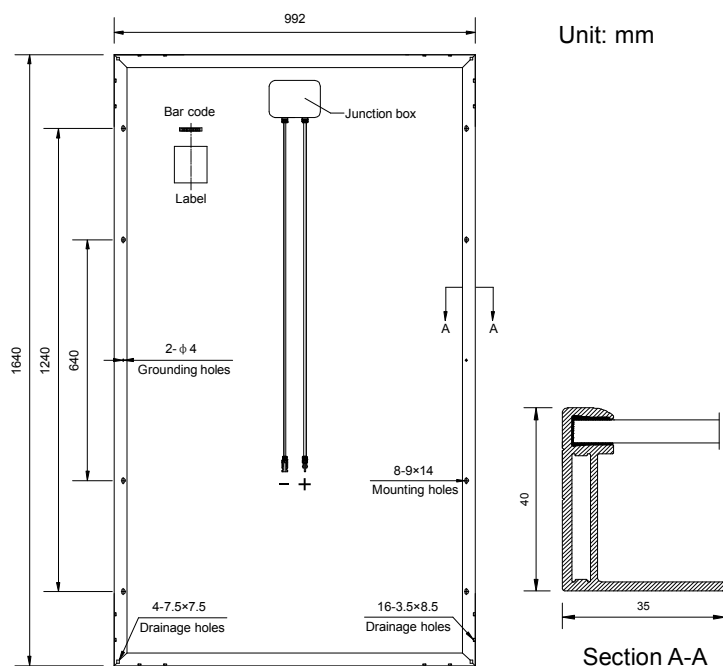
TEMPERATURE CHARACTERISTICS

| | |
|---|-----------|
| Nominal Operating Cell Temperature (NOCT) | 45°C±2°C |
| Temperature Coefficients of P_{max} | -0.43%/°C |
| Temperature Coefficients of V_{oc} | -0.33%/°C |
| Temperature Coefficients of I_{sc} | 0.056%/°C |

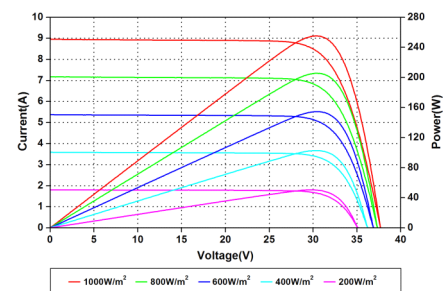
PACKAGING

| | |
|-----------------------------------|-----------------------|
| Standard packaging | 26pcs/pallet |
| Module quantity per 20' container | 312pcs |
| Module quantity per 40' container | 728pcs(GP)/784pcs(HQ) |

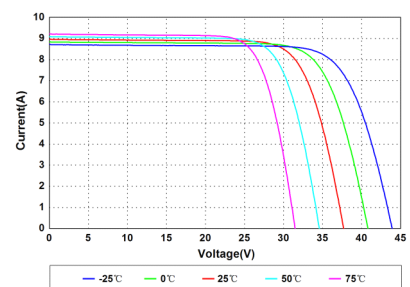
ENGINEERING DRAWINGS



IV CURVES



Current-Voltage and Power-Voltage Curves at Different Irradiances



Current-Voltage Curves at Different Temperatures

Specifications in this datasheet are subject to change without prior notice.